

Panel Thermo-Hygrostat and Thermostats

7T
SERIES



Drying kilns



Industrial refrigeration



Road / tunnel lighting



Industrial furnaces and ovens



Automatic car-washes



Panels for electrical distribution



Control panels



Forced-air ventilators



Panel Thermo-Hygrostat

- Small, compact size (17.5 mm wide)
- Electronic control
- 4 functions
- Nominal voltage 110...240 V AC/DC
- Temperature ranges from +10 ° to +60°C
- Humidity range up to 90%
- LED status indication contact ON
- 35 mm rail (EN 60715) mount

Panel thermostat

- Small, compact size (17.5 mm wide)
- Snap action thermostatic Bimetal sensor
- Wide temperature setting range
- Long electrical life
- 35 mm rail (EN 60715) mount

* Measured with 0.3 K/min
** Measured with 0.5 %/min

For outline drawing see page 6

Contact specification

		7T.51	7T.81.0.000.240x	7T.81.0.000.230x
Contact configuration		1 NO (SPST-NO)	1 NC (SPST-NC)	1 NO (SPST-NO)
Rated current/Maximum peak current	A	10/20	10/20	10/20
Rated voltage/ Maximum switching voltage	V AC	250/250	250/250	250/250
Rated load AC1	VA	2500	2500	2500
Rated load AC15 (230 V AC)	VA	250	250	250
Single phase motor rating AC3 (230 V AC)	kW	1.1	1.1	1.1
Breaking capacity DC1: 24/110/220 V	A	1/0.3/0.15	1/0.3/0.15	1/0.3/0.15
Minimum switching load	mW (V/mA)	500 (12/10)	500 (12/10)	500 (12/10)
Standard contact material		AgNi	AgNi	AgNi
Coil specifications				
Nominal Voltage	V AC/DC	110...240	—	—
Rated Power	VA (50Hz)/W	1.8/0.44	—	—
Operating range	V AC/DC	88...264	—	—
Temperature specifications *				
Setting range (ventilation)	°C	+10...+60	-20...+40 -20...+60 0...+60	-20...+40 -20...+60 0...+60
Switch differential	K	4 ± 2	7 ± 4	7 ± 4
Setting accuracy full range	K	-1...+3	—	—
Humidity specifications **				
Setting range (humidity)	%	50...90	—	—
Hysteresis	%	4 ± 2	—	—
Setting accuracy	%	5	—	—
Technical data				
Electrical life at rated load AC1	cycles	100 · 10 ³	100 · 10 ³	100 · 10 ³
Ambient temperature range	°C	-25...+60	-45...+80	-45...+80
Protection category		IP 20	IP 20	IP 20
Approvals (according to type)		CE UK EAC CUL [®] US	CE UK EAC CUL [®] US	CE UK EAC CUL [®] US

I-2023, www.findernet.com

G

Ordering information

Example: 7T Series, Thermo-Hygrostat for temperature and humidity control, 110...240 V AC/DC, Multifunction, 35 mm rail (EN 60715) mount.

7 T . 5 1 . 0 . 2 3 0 . 4 3 6 0

Series
Type
5 = Thermo-Hygrostatic control
8 = Temperature control

No. of contacts
1 = 1 contact

Voltage type
0 = AC/DC (only 7T.51)
0 = No operating voltage required (only 7T.81)

Rated operating voltage
230 = 110...240 V (only 7T.51)
000 = No operating voltage required

Control function
60 = Multifunction (only 7T.51)
01 = -20...+40 °C (only 7T.81)
02 = -20...+60 °C (only 7T.81)
03 = 0...+60 °C (only 7T.81)

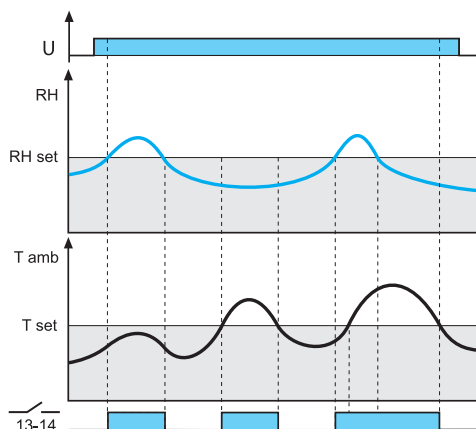
Contact configuration
3 = 1 NO contact
4 = 1 NC contact

Monitoring function
2 = Temperature control
4 = Temperature and Humidity, adjustable

Technical data

Insulation		7T.51	7T.81
Dielectric strength between open contacts	V AC	1000	500
Dielectric strength between supply and contact	V AC	2000	—
Other data			
Screw torque	Nm	0.5	0.5
Max. wire size		solid cable	stranded cable
	mm ²	1 x 2.5	1 x 1.5
	AWG	1 x 12	1 x 16

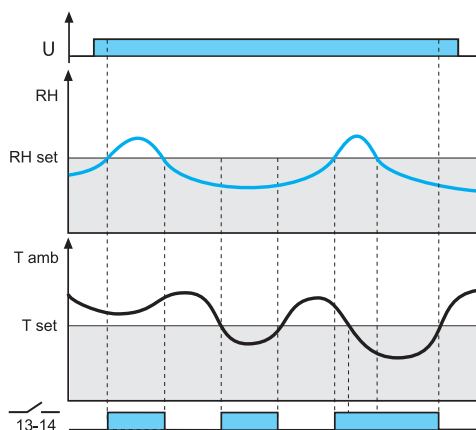
Functions 7T.51



HT: RH > RHset OR Tamb > Tset

Power is permanently applied to the thermo-hygrostat.
The contact 13-14 closes if the ambient humidity (RH) is > of set humidity (RH_{set}) OR if the ambient temperature (T_{amb}) is > of set temperature (T_{set}).

When contact is close, LED is ON

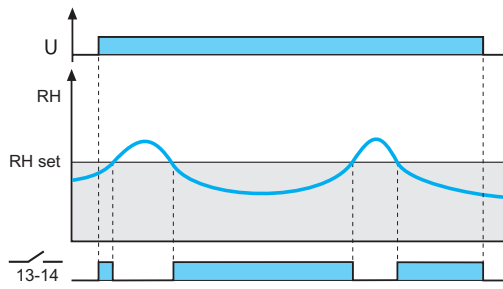


TH: RH > RHset OR Tamb < Tset

The contact 13-14 closes if the ambient humidity (RH) is > of set humidity (RH_{set}) OR if the ambient temperature (T_{amb}) is < of set temperature (T_{set}).

When contact is close, LED is ON

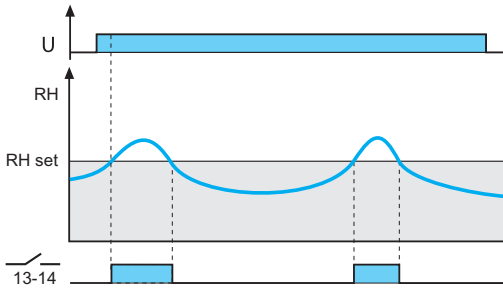
Functions 7T.51



HL: $RH < RH_{set}$

The contact 13-14 closes if the ambient humidity (RH) is < of set humidity (RHset)

When contact is close, LED is ON

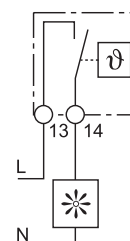
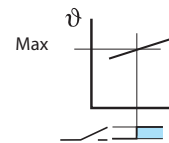
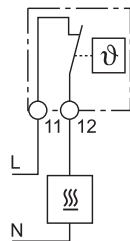
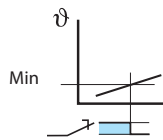


HM: $RH > RH_{set}$

The contact 13-14 closes if the ambient humidity (RH) is > of set humidity (RHset)

When contact is close, LED is ON

Functions 7T.81



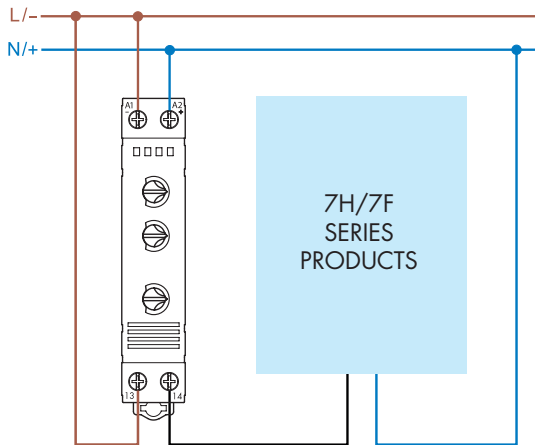
Heating control - Should the panel temperature fall below the (minimum) set temperature the contact will close to call for heat. The contact will open when this set temperature is exceeded.

Ventilation control - Should the panel temperature exceed the (maximum) set temperature then the contact will close to call for cooling. The contact will open when the temperature falls below this set temperature.

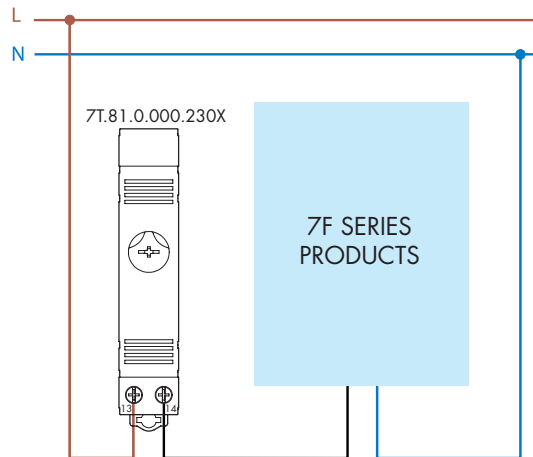
G

Wiring diagrams

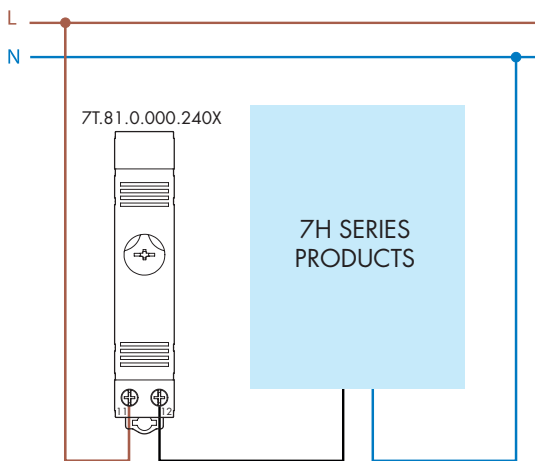
7T.51



7T.81...230x



7T.81...240x

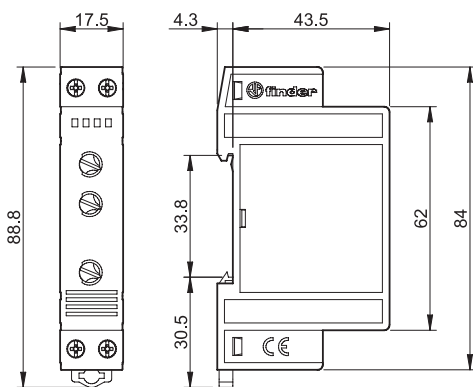


G

Outline drawings

Type 7T.51

Screw terminal



Type 7T.81

Screw terminal

